TEXMO PIPES AND PRODUCTS LIMITED
Regd. Office: 98, Bahadarpur Road, Burhanpur (M.P.) 450 331
CIN: L25200MP2008PLC020852
Phone :07325-255122, Fax: 07325-253273 | Email: texmopipe@texmopipe.com | Website: https://texmopipe.com

Standalone Statement of Unaudited Financial Results For The Quarter And Half Year Ended 30th September, 2026

(Rs. In Lakhs, except as stated otherwise)

Sr. No.	Particulars	Quarter ended 30th September, 2026 [Unaudited]	Quarter ended 30th June, 2026 [Unaudited]	Quarter ended 30th September, 2025 [Unaudited]	Half Year ended 30th September, 2026 [Unaudited]	Half Year ended 30th September, 2025 [Unaudited]	Year ended 31stMarch, 2026 [Audited]
I	**Income**						
	(i) Value of Sales	9,936.21	11,878.39	7,066.95	21,814.60	17,791.21	40,635.75
	Less: GST Recovered	(1,252.67)	(1,504.09)	(993.20)	(2,756.76)	(2,538.93)	(5,377.00)
	Revenue from Operations	**8,683.54**	**10,374.30**	**6,073.75**	**19,057.84**	**15,252.28**	**35,258.75**
	(ii) Other Income	97.56	113.25	69.18	210.81	146.87	469.42
	TOTAL INCOME (i+ii)	**8,781.10**	**10,487.55**	**6,142.93**	**19,268.65**	**15,399.15**	**35,728.17**
II	**Expenses**						
	a) Cost of Materials Consumed	5,758.69	6,467.38	3,945.17	12,226.07	9,783.00	20,992.07
	b) Purchases of Stock-in-Trade	1,304.13	1,105.34	1,187.44	2,409.47	1,936.63	4,681.61
	c) Changes in Inventories of Finished Goods, Stock-in-Trade and Work-in-Progress	(856.97)	146.57	(1,106.88)	(710.40)	(1,406.56)	(732.91)
	d) Employee Benefits Expense	715.63	708.91	674.23	1,424.54	1,377.18	2,770.46
	e) Finance Costs	100.76	105.50	65.69	206.26	118.95	389.48
	f) Depreciation and Amortisation Expenses	198.06	161.23	174.57	359.29	350.66	699.43
	g) Other Expenses	1,304.55	1,164.27	978.53	2,468.82	2,549.60	5,292.23
	TOTAL EXPENSES	**8,524.85**	**9,859.20**	**5,918.75**	**18,384.05**	**14,709.46**	**34,092.37**
III	**Profit before exceptional items and tax (I-II)**	**256.25**	**628.35**	**224.18**	**884.60**	**689.69**	**1,635.80**
IV	Exceptional Items	-	-	-	-	-	-
V	**Profit before tax (III+IV)**	**256.25**	**628.35**	**224.18**	**884.60**	**689.69**	**1,635.80**
VI	**Tax Expenses**						
	(i) Current Tax	65.00	158.00	50.00	223.00	170.00	450.00
	(ii) Short/(Excess) Tax Provision for earlier years	(5.02)	-	19.32	(5.02)	19.32	19.32
	(iii) Deferred Tax	(6.38)	2.56	0.96	(3.82)	(111.27)	40.52
	Total Tax Expenses (i+ii+iii)	**53.60**	**160.56**	**70.28**	**214.16**	**78.05**	**509.84**
VII	**Net Profit for the period (V-VI)**	**202.65**	**467.79**	**153.90**	**670.44**	**611.64**	**1,125.96**

Texmo Pipes & Products Ltd. Burhanpur

Sr. No.	Particulars	Quarter ended 30th September, 2026 [Unaudited]	Quarter ended 30th June, 2026 [Unaudited]	Quarter ended 30th September, 2025 [Unaudited]	Half Year ended 30th September, 2026 [Unaudited]	Half Year ended 30th September, 2025 [Unaudited]	Year ended 31st March, 2026 [Audited]
VIII	**Other Comprehensive Income**						
a	**Items that will not be reclassified to Profit or Loss**						
i	Remeasurements of defined benefit plans	6.60	6.60	4.98	13.20	9.96	26.41
ii	Income tax effect on the above	(1.66)	(1.66)	(1.25)	(3.32)	(2.51)	(6.65)
b	**Items that will be reclassified to Profit or Loss**	-	-	-	-	-	-
i	Exchange Difference on Translation of foreign operations	-	-	-	-	-	-
ii	Income tax effect on the above	-	-	-	-	-	-
IX	**Total comprehensive Income for the Period (VII+VIII)**	**207.59**	**472.72**	**157.63**	**680.32**	**619.09**	**1,145.72**
X	**Paid-up Equity Share Capital (Face Value Rs.10 per share)**	**2,919.50**	**2,919.50**	**2,919.50**	**2,919.50**	**2,919.50**	**2,919.50**
XI	**Earning per share (of Rs.10/- each)**						
	(a) Basic (in Rs.)	0.69	1.60	0.53	2.30	2.10	3.86
	(b) Diluted (in Rs.)	0.69	1.60	0.53	2.30	2.10	3.86

Notes :

1 The above standalone financial results for the Quarter and Half Year ended on 30th September, 2026 have been reviewed by the Audit Committee and taken on record by the Board of Directors of Texmo Pipes and Products Limited ("the Company") in its meeting held on 13th November, 2026.

2 The Statutory Auditors of the Company have carried out a Limited Review of the standalone financial results for the Quarter and Half Year ended on 30th September, 2026. pursuant to Regulation 33 of the SEBI (Listing Obligations and Disclosure Requirements) Regulations, 2015, as amended. The Management has exercised necessary due diligence to ensure that such financial results provide a true & fair view of the affairs of the Company.

3 The Financial Results are prepared in accordance with Indian Accounting Standards ('Ind AS') notified under section 133 of the Companies Act, 2013 read together with the Companies (Indian Accounting Standards) Rules, 2015 (as amended).

4 The Company is primarily engaged in business of plastic products which constitute a single reportable segment in accordance with IND AS 108 "Segment reporting".

5 The previous period figures have been regrouped/reclassified wherever necessary to make them comparable with the current periods' figures.

For and on behalf of the Board of Directors of
Texmo Pipes and Products Ltd.

Texmo Pipes & Products Ltd. Burhanpur

Vijay Prasad Pappu
Whole Time Director & Chief Financial Officer
DIN - 02066748

Burhanpur, 13th November, 2026

TEXMO PIPES AND PRODUCTS LIMITED
Regd. Office: 98, Bahadarpur Road, Burhanpur (M.P.) 450 331
CIN: L25200MP2008PLC020852
Phone :07325-255122, Fax: 07325-253273 Email: texmopipe@texmopipe.com Website:https://texmopipe.com

Standalone Statement of Assets and Liabilities

(Rs. In Lakhs)

Sr. No.	Particulars	As at 30th September, 2026 (Unaudited)	As at 31st March, 2026 (Audited)
A	**ASSETS**		
1	Non-Current Assets		
	(a) Property, Plant and Equipment	10,146.94	10,125.27
	(b) Right-of-Use Assets	1,475.43	481.59
	(c) Capital Work-In-Progress	341.54	-
	(d) Investment Property	-	-
	(e) Intangible Assets Other than Goodwill	3.20	3.34
	(f) Financial Assets		
	i) Investments	2,122.70	2,122.70
	ii) Loans	244.06	232.31
	ii) Other Non-Current Financial Assets	295.13	276.53
	(g) Other Non-Current Assets	829.95	1,099.41
	Total Non-Current Assets	**15,458.95**	**14,341.15**
2	Current Assets		
	(a) Inventories	7,326.05	6,110.25
	(b) Financial Assets		
	i) Trade Receivables	8,636.10	9,183.31
	ii) Cash and Cash Equivalents	717.05	504.33
	iii) Bank Balances other than cash and cash equivalents	284.47	30.42
	(c) Other Current Assets	3,864.07	3,447.96
	Total Current Assets	**20,827.75**	**19,276.27**
	TOTAL ASSETS(1+2)	**36,286.70**	**33,617.42**
B	**EQUITY AND LIABILITIES**		
	EQUITY		
	(a) Share Capital	2,919.50	2,919.50
	(b) Other Equity	20,296.99	19,616.68
	TOTAL EQUITY	**23,216.49**	**22,536.18**
C	**LIABILITIES**		
1	Non-Current Liabilities		
	(a) Financial Liabilities		
	i) Borrowings	-	6.11
	ii) Lease Liabilities	1,588.00	618.07
	(b) Deferred Tax Liabilities (Net)	1,051.55	1,052.05
	(c) Other Non-Current Liabilities	782.57	763.25
	Total Non-Current Liabilities	**3,422.12**	**2,439.48**



2	Current Liabilities		
	(a) Financial Liabilities		
	i) Borrowings	2,072.03	2,141.42
	ii) Lease Liabilities	160.96	107.31
	iii) Trade Payables		
	-Total Outstanding Dues of Micro & Small Enterprises	716.89	489.49
	-Total Outstanding Dues of Others	4,284.90	3,502.51
	iv) Other Financial Liabilities	-	-
	(b) Other Current Liabilities	1,849.92	2,016.83
	(c) Provisions	405.38	314.89
	(d) Current Tax Liabilities (Net)	158.01	69.31
	Total Current Liabilities	**9,648.09**	**8,641.76**
	TOTAL LIABILITIES (1 + 2)	**13,070.21**	**11,081.24**
	TOTAL EQUITY AND LIABILITIES (B+C)	**36,286.70**	**33,617.42**

Notes :

1 The above results have been reviewed by the Audit Committee and taken on record by the Board of Directors in its meeting held on 13th November, 2026

2 The Statutory Auditors of the Company have carried out a Limited Review of the Result for the Quarter and Half Year ended on 30th September, 2026. The Management has excercised necessary due diligence to ensure that such financial results provide a true & fair view of the affairs of the Company.

3 The Financial Results are prepared in accordance with Indian Accounting Standards ('Ind AS') notified under section 133 of the Companies Act, 2013 read together with the Companies (Indian Accounting Standards) Rules, 2015 (as amended).

4 The Company is primarily engaged in business of plastic products which constitute a single reportable segment in accordance with IND AS 108 "Segment reporting."

5 The previous year figures have been regrouped/reclassified wherever necessary to make them comparable with the current year figures.

For and on behalf of Board of Director of
For Texmo Pipes and Products Ltd.

Texmo Pipes & Products Ltd. Burhanpur

Burhanpur, 13th November,2026

Vijay Prasad Pappu
Whole Time Director & Chief Financial Officer
DIN - 02066748

TEXMO PIPES AND PRODUCTS LIMITED

Standalone Statement of Cash Flows for the period ended 30th September, 2026

[Amount in Lakhs]

Sno.	Particulars	Period ended 30th September, 2026		Year ended 31st March , 2026	
A.	**CASH FLOW FROM OPERATING ACTIVITIES**				
	Profit before Tax		884.59		1,635.80
	Adjustments for :				
	Depreciation and Amortization Expense	359.29		699.43	
	Interest on Lease Liabilities	47.10		75.25	
	Other Finance Costs	159.16		314.22	
	Bad Debts (Net of Recovery)	(8.36)		480.85	
	Interest Income	(190.52)		(436.69)	
	Net Loss/(Gain) on Property Plant & Equipment	0.60		2.39	
	Net Loss/(Gain) on Investment Property	-		7.15	
	Remeasurement of Defined Benefit Plans	13.21	380.48	26.41	1,169.01
	Operating Profit before Working Capital Changes		1,265.07		2,804.81
	Net change in:				
	Inventories	(1,215.81)		(1,344.64)	
	Trade Receivables	555.56		(1,909.94)	
	Other Financial Assets	(272.64)		393.42	
	Other Current Assets	(416.10)		(940.49)	
	Financial Liabilities	1,009.79		643.46	
	Other Current Liabilities	(166.91)		(421.98)	
	Short Term Provisions	90.50	(415.61)	(20.94)	(3,601.11)
	Cash generated from/ (used in) Operations		849.46		(796.30)
	Direct Taxes Paid (Net)		(129.29)		(493.10)
	Net Cash generated from/ (used in) Operating Activities		720.17		(1,289.40)
B.	**CASH FLOW FROM INVESTING ACTIVITIES**				
	Purchase of Property, Plant and Equipment and Intangibles		(590.81)		(563.71)
	Sale/Subsidy/ Disposals of Property, Plant and Equipment		1.75		505.65
	Sale of Investment Property		-		31.29
	Movement in Long Term Advances		(11.75)		448.51
	Movement in Non-Current Assets		269.46		(150.64)
	Interest Income		190.52		436.69
	Net Cash generated from/ (used in) Investing Activities		(140.83)		707.79
C.	**CASH FLOW FROM FINANCING ACTIVITIES**				
	(Repayment)/Proceeds of Long-term Borrowings		(6.11)		(1,068.17)
	(Repayment)/Proceeds from Short term Borrowings		(69.39)		418.39
	(Repayment)/Proceeds of Other Non Current Liablities		19.31		45.27
	Payment of Lease Liabilities including Interest thereon		(151.27)		(280.36)
	Finance Costs		(159.16)		(314.22)
	Net Cash generated from/ (used in) Financing Activities		(366.62)		(1,199.09)

Texmo Pipes & Products Ltd. Burhanpur

TEXMO PIPES AND PRODUCTS LIMITED

Standalone Statement of Cash Flows for the period ended 30th September, 2026 (Contd…)

[Amount in Lakhs]

Sno.	Particulars	Period ended30th September, 2026	Year ended 31st March , 2026
	NET CHANGE IN CASH AND CASH EQUIVALENTS [A+B+C]	212.72	(1,780.70)
	Cash and cash equivalents at the beginning of the year	504.33	2,285.03
	Cash and cash equivalents at the end of the year	**717.05**	**504.33**
	Components of cash and cash equivalents as at the year end :		
	Balance with Banks in Current Accounts	703.43	9.59
	Cash on Hand	9.35	12.68
	Fixed Deposits maturity with less than 3 months	4.27	482.06
	Cash and cash equivalents at the end of the year	**717.05**	**504.33**

For and on behalf of the Board of Directors of
Texmo Pipes and Products Ltd.

Texmo Pipes & Products Ltd. Burhanpur

Vijay Prasad Pappu
Whole Time Director & Chief Financial Officer
DIN - 02066748

Burhanpur, 13th November, 2026

CA INDIA

M/s. Anil Kamal Garg & Company

CHARTERED ACCOUNTANTS

"Kamal Kripa", 97, Jaora Compound, Indore - 452 001 (M.P.)
Phone : 0731-2700940, 2704354

Independent Auditors' Limited Review Report on Quarterly and Half Yearly Unaudited Standalone Financial Results of Texmo Pipes and Products Limited pursuant to Regulation 33 of the SEBI (Listing Obligations and Disclosure Requirements) Regulations, 2015, as amended

To
The Board of Directors of
Texmo Pipes and Products Limited

[1] We have reviewed the accompanying Statement of unaudited standalone financial results of **Texmo Pipes and Products Limited** ('the Company') for the quarter ended 30th September, 2026 and year to date results for the period from 1st April 2026 to 30th September, 2026 ('the Statement'), attached herewith, being submitted by the company pursuant to the requirements of Regulation 33 of the SEBI (Listing Obligations and Disclosure Requirements) Regulations, 2015, as amended ("the Listing Regulations")

[2] This Statement, which is the responsibility of the Company's management and approved by the Board of Directors, has been prepared in accordance with the recognition and measurement principles laid down in Indian Accounting Standard 34 "Interim Financial Reporting" ("Ind AS 34"), prescribed under Section 133 of the Companies Act, 2013, read with Rule 3 of Companies (Indian Accounting Standards) Rules, 2015 (as amended) and other accounting principles generally accepted in India. Our responsibility is to express a conclusion on the Statement based on our review.

[3] We conducted our review of the Statement in accordance with the Standard on Review Engagements (SRE) 2410, *"Review of Interim Financial Information Performed by the Independent Auditor of the Entity"*, issued by the Institute of Chartered Accountants of India. This Standard requires that we plan and perform the review to obtain moderate assurance as to whether the Statement is free of material misstatement. A review is limited primarily to inquiries of Company personnel and analytical procedures applied to financial data and thus provides less assurance than an audit. We have not performed an audit and accordingly, we do not express an audit opinion.

ANIL KAMAL GARG & CO. INDORE CHARTERED ACCOUNTANTS

Contd.. 2

[4] Based on our review conducted as above, nothing has come to our attention that causes us to believe that the accompanying Statement, prepared in accordance with applicable accounting standards and other recognized accounting practices and policies has not disclosed the information required to be disclosed in terms of Regulation 33 of the SEBI (Listing Obligations and Disclosure Requirements) Regulations, 2015 including the manner in which it is to be disclosed, or that it contains any material misstatement.

For: Anil Kamal Garg & Company
Chartered Accountants
Firm Registration No. 004186C



Place : Indore
Dated : November 13th, 2026

(Devendra Bansal)
Partner
Membership No. 078057
ICAI UDIN: **26078057OBTOBE9940**

TEXMO PIPES AND PRODUCTS LIMITED
Regd. Office: 98, Bahadarpur Road, Burhanpur (M.P.) 450 331
CIN: L25200MP2008PLC020852
Phone :07325-255122, Fax: 07325-253273 | Email: texmopipe@texmopipe.com | Website: https://texmopipe.com

Consolidated Statement of Unaudited Financial Results For The Quarter Ended 30th September, 2026

(Rs. In Lakhs, except as stated otherwise)

Sr. No.	Particulars	Quarter ended 30th September, 2026 [Unaudited]	Quarter ended 30th June, 2026 [Unaudited]	Quarter ended 30th September, 2025 [Unaudited]	Half Year ended 30th September, 2026 [Unaudited]	Half Year ended 30th September, 2025 [Unaudited]	Year ended 31st March, 2026 [Audited]
I	**Income**						
	(i) Value of Sales	10,304.08	13,496.92	7,855.36	23,801.00	20,164.48	43,365.75
	Less: GST Recovered	(1,308.79)	(1,750.99)	(1,550.10)	(3,059.77)	(3,337.02)	(5,795.07)
	Revenue from Operations	**8,995.29**	**11,745.93**	**6,305.26**	**20,741.22**	**16,827.46**	**37,570.68**
	(ii) Other Income	92.17	117.13	77.37	209.30	160.81	474.56
	TOTAL INCOME (i+ii)	**9,087.47**	**11,863.06**	**6,382.63**	**20,950.52**	**16,988.27**	**38,045.24**
II	**Expenses**						
	a) Cost of Materials Consumed	6,560.09	7,992.29	4,829.73	14,552.38	12,131.81	24,802.88
	b) Purchases of Stock-in-Trade	532.36	343.49	357.25	875.84	517.67	1,485.63
	c) Changes in Inventories of Finished Goods, Stock-in-Trade and Work-in-Progress	(989.99)	135.42	(1,332.48)	(854.57)	(1,629.88)	(804.46)
	d) Employee Benefits Expense	761.71	754.05	721.29	1,515.76	1,467.11	2,942.89
	e) Finance Costs	153.72	160.53	129.53	314.26	243.67	619.32
	f) Depreciation and Amortisation Expenses	286.23	254.67	264.62	540.89	525.43	1,078.84
	g) Other Expenses	1,440.94	1,396.43	1,111.51	2,837.37	2,891.47	5,956.62
	TOTAL EXPENSES	**8,745.06**	**11,036.88**	**6,081.45**	**19,781.93**	**16,147.28**	**36,081.72**
III	**Profit before exceptional items and tax (I-II)**	**342.41**	**826.18**	**301.18**	**1,168.59**	**840.99**	**1,963.52**
IV	Exceptional Items	-	-	-	-	-	-
V	**Profit before tax (III+IV)**	**342.41**	**826.18**	**301.18**	**1,168.59**	**840.99**	**1,963.52**
VI	**Tax Expenses**						
	(i) Current Tax	88.70	183.30	66.97	272.00	201.00	516.00
	(ii) Short/(Excess) Tax Provision for earlier years	(2.40)	-	21.50	(2.40)	21.50	21.50
	(iii) Deferred Tax	(14.99)	1.99	0.30	(13.00)	(113.08)	35.82
	Total Tax Expenses (i+ii+iii)	**71.30**	**185.29**	**88.77**	**256.60**	**109.42**	**573.32**
VII	**Net Profit for the period (V-VI)**	**271.11**	**640.89**	**212.40**	**911.99**	**731.57**	**1,390.20**

Texmo Pipes & Products Ltd. Burhanpur

Sr. No.	Particulars	Quarter ended 30th September, 2026 [Unaudited]	Quarter ended 30th June, 2026 [Unaudited]	Quarter ended 30th September, 2025 [Unaudited]	Half Year ended 30th September, 2026 [Unaudited]	Half Year ended 30th September, 2025 [Unaudited]	Year ended 31st March, 2026 [Audited]
VIII	**Non-Controlling Interest**	(25.54)	23.36	(20.85)	(2.18)	(13.19)	(14.92)
IX	**Net Profit for the period (VII-VIII)**	**296.65**	**617.53**	**233.25**	**914.17**	**744.76**	**1,405.12**
X	**Other Comprehensive Income**						
a	**Items that will not be reclassified to Profit or Loss**						
i	Remeasurements of defined benefit plans	6.97	6.97	4.98	13.94	9.96	27.87
ii	Income tax effect on the above	(1.72)	(1.72)	(1.25)	(3.45)	(2.51)	(6.90)
b	**Items that will be reclassified to Profit or Loss**						
i	Exchange Difference on Translation of foreign operations	0.94	(0.04)	2.21	0.91	2.19	6.18
ii	Income tax effect on the above	-	-	-	-	-	-
XI	**Total comprehensive Income for the Period (IX+X)**	**302.84**	**622.74**	**239.19**	**925.57**	**754.40**	**1,432.27**
XII	**Paid-up Equity Share Capital (Face Value Rs.10 per share)**	**2,919.50**	**2,919.50**	**2,919.50**	**2,919.50**	**2,919.50**	**2,919.50**
XIII	**Earning per share (of Rs.10/- each)**						
	(a) Basic (in Rs.)	0.93	2.20	0.73	3.12	2.51	4.76
	(b) Diluted (in Rs.)	0.93	2.20	0.73	3.12	2.51	4.76

Notes :

1 The above Consolidated financial results for the Quarter and Half Year ended on 30th September, 2026 have been reviewed by the Audit Committee and taken on record by the Board of Directors of Texmo Pipes and Products Limited ("the Company") in its meeting held on 13th November, 2026.

2 The Statutory Auditors of the Company have carried out a Limited Review of the Consolidated financial results for the Quarter and Half Year ended on 30th September, 2026 pursuant to Regulation 33 of the SEBI (Listing Obligations and Disclosure Requirements) Regulations, 2015, as amended. The Management has exercised necessary due diligence to ensure that such financial results provide a true & fair view of the affairs of the Company.

3 The Financial Results are prepared in accordance with Indian Accounting Standards ('Ind AS') notified under section 133 of the Companies Act, 2013 read together with the Companies (Indian Accounting Standards) Rules, 2015 (as amended).

4 The Company is primarily engaged in business of plastic products which constitute a single reportable segment in accordance with IND AS 108 "Segment reporting".

5 The previous period figures have been regrouped/ reclassified wherever necessary to make them comparable with the current periods' figures.

For and on behalf of the Board of Directors of
Texmo Pipes and Products Ltd.

Texmo Pipes & Products Ltd. Burhanpur

Vijay Prasad Pappu
Whole Time Director & Chief Financial Officer
DIN - 02066748

Burhanpur, November 13th, 2026

TEXMO PIPES AND PRODUCTS LIMITED

Regd. Office: 98, Bahadarpur Road, Burhanpur (M.P.) 450 331

CIN: L25200MP2008PLC020852

Phone :07325-255122, Fax: 07325-253273 Email: texmopipe@texmopipe.com Website:https://texmopipe.com

Statement of Consolidated Assets and Liabilities

(Rs. In Lakhs)

	Particulars	As at 30th September, 2026 (Unaudited)	As at 31st March, 2026 (Audited)
A	**ASSETS**		
1	Non-Current Assets		
	(a) Property, Plant and Equipment	12,609.97	13,344.09
	(b) Right-of-Use Assets	1,573.54	590.02
	(c) Capital Work-In-Progress	341.54	-
	(d) Investment Property	-	-
	(e) Goodwill	4.57	4.57
	(f) Intangible Assets Other than Goodwill	5.72	6.22
	(g) Financial Assets		
	i) Trade Receivables	71.55	70.56
	ii) Other Financial Assets	295.13	276.53
	ii) Investments	0.05	0.05
	(h) Other Non-Current Assets	1,428.67	1,318.60
	Total Non-Current Assets	**16,330.74**	**15,610.64**
2	Current Assets		
	(a) Inventories	8,778.51	7,494.96
	(b) Financial Assets		
	i) Trade Receivables	8,835.48	9,097.59
	ii) Cash and Cash Equivalents	725.60	801.88
	iii) Bank Balances other than cash and cash equivalents	473.87	251.49
	(c) Other Current Assets	4,513.02	4,103.49
	Total Current Assets	**23,326.48**	**21,749.41**
	TOTAL ASSETS(1+2)	**39,657.22**	**37,360.05**
B	**EQUITY AND LIABILITIES**		
	EQUITY		
1	**Equity attributable to owners of the parent**		
	(a) Share Capital	2,919.50	2,919.50
	(b) Other Equity	21,055.00	**20,130.49**
	TOTAL EQUITY	**23,974.50**	**23,049.99**
2	**Non-controlling Interest**	(163.08)	(154.28)
	TOTAL EQUITY (1+2)	23,811.42	22,895.71

Texmo Pipes & Products Ltd. Burhanpur

C	**LIABILITIES**		
1	Non-Current Liabilities		
	(a) Financial Liabilities		
	i) Borrowings	1,508.58	1,676.90
	ii) Lease Liabilities	1,678.91	721.26
	(b) Deferred Tax Liabilities (Net)	980.85	990.40
	(c) Other Non-Current Liabilities	788.02	767.71
	Total Non-Current Liabilities	**4,956.36**	**4,156.27**
2	Current Liabilities		
	(a) Financial Liabilities		
	i) Borrowings	3,186.32	2,924.03
	ii) Lease Liabilities	184.71	128.65
	iii) Trade Payables		
	-Total Outstanding Dues of Micro & Small Enterprises	797.60	706.59
	-Total Outstanding Dues of Others	4,153.36	4,033.34
	iv) Other Financial Liabilities	-	-
	(b) Other Current Liabilities	1,954.62	2,098.54
	(c) Provisions	421.67	330.96
	(d) Current Tax Liabilities (Net)	191.16	85.96
	Total Current Liabilities	**10,889.44**	**10,308.07**
	TOTAL LIABILITIES (1 + 2)	**15,845.80**	**14,464.34**
	TOTAL EQUITY AND LIABILITIES (B+C)	**39,657.22**	**37,360.05**

Notes :

1 The above results have been reviewed by the Audit Committee and taken on record by the Board of Directors in its meeting held on 13th November, 2026.

2 The Statutory Auditors of the Company have carried out a Limited Review of the Result for the Quarter and Half Year ended on 30th September, 2026. The Management has excercised necessary due diligence to ensure that such financial results provide a true & fair view of the affairs of the Company.

3 The Financial Results are prepared in accordance with Indian Accounting Standards ('Ind AS') notified under section 133 of the Companies Act, 2013 read together with the Companies (Indian Accounting Standards) Rules, 2015 (as amended).

4 The Company is primarily engaged in business of plastic products which constitute a single reportable segment in accordance with IND AS 108 "Segment reporting."

5 The previous year figures have been regrouped/reclassified wherever necessary to make them comparable with the current year figures.

For and on behalf of Board of Director of
For Texmo Pipes and Products Ltd.

Texmo Pipes & Products Ltd. Burhanpur

Burhanpur, November 13th, 2026

Vijay Prasad Pappu
Whole Time Director & Chief Financial Officer
DIN - 02066748

TEXMO PIPES AND PRODUCTS LIMITED

Consolidated Statement of Cash Flows for the period ended 30th September, 2026

[Amount in Lakhs]

Sno.	Particulars	Period ended 30th September, 2026		Year ended 31st March, 2026	
A.	**CASH FLOW FROM OPERATING ACTIVITIES**				
	Profit/(Loss) before Tax		1,168.59		1,964.56
	Adjustments for :				
	Depreciation and Amortization Expense	540.89		1,078.84	
	Interest on Lease Liabilities	53.12		88.67	
	Other Finance Costs	261.13		530.65	
	Bad Debts	(8.36)		480.86	
	Interest Income	(189.80)		(430.28)	
	Net Loss/(Gain) on Sale of Assets	0.60		2.39	
	Net Loss/(Gain) on Sale of Investment Property	-		7.15	
	Net Loss/(Gain) on Assets held for sale	-		-	
	Remeasurement of Defined Benefit Plans	13.94		27.87	
	Exchange Difference on Translation of Financial Statements & Others	0.91		6.18	
	Losses Attributable to Minority Interest	2.18	674.61	14.92	1,807.25
	Operating Profit before Working Capital Changes		1,843.20		3,771.81
	Net change in:				
	Inventories	(1,284.59)		(2,000.15)	
	Trade Receivables	269.48		(1,587.94)	
	Other Financial Assets	(240.98)		336.50	
	Other Current Assets	(409.52)		(561.80)	
	Trade Payables	211.01		1,214.09	
	Other Current Liabilities	(143.92)		(491.69)	
	Short Term Provisions	90.71	(1,507.81)	(30.24)	(3,121.23)
	Cash generated from/ (used in) Operations		335.39		650.58
	Direct Taxes Paid (Net)		(164.40)		(551.36)
	Net Cash generated from/ (used in) Operating Activities		170.99		99.22
B.	**CASH FLOW FROM INVESTING ACTIVITIES**				
	Purchase of Property, Plant and Equipment and Intangibles		(623.67)		(1,272.96)
	Sale/Subsidy/ Disposals of Property, Plant and Equipment		619.49		505.65
	Sale/ Disposals of Assets Held for Sale		-		-
	Sale/ Disposals of Investment Property		-		31.29
	Movement in Other Non-Current Assets		(110.07)		68.65
	Interest Income		189.80		430.28
	Net Cash generated from/ (used in) Investing Activities		75.55		(237.09)
C.	**CASH FLOW FROM FINANCING ACTIVITIES**				
	(Repayment)/Proceeds of Long-term Borrowings		(168.32)		(1,254.68)
	(Repayment)/Proceeds from Short term Borrowings		262.29		561.35
	(Repayment)/Proceeds of Other Non Current Liablities		20.31		47.00
	Payment of Lease Liabilities including Interest thereon		(167.16)		(310.77)
	Increase/ (Decrease) in Minority Interest		(8.80)		(23.14)
	Finance Costs		(261.13)		(530.65)
	Net Cash generated from/ (used in) Financing Activities		(322.81)		(1,510.89)

Texmo Pipes & Products Ltd. Authorised Signatory

TEXMO PIPES AND PRODUCTS LIMITED

Consolidated Statement of Cash Flows for the year ended 30th September, 2026 (Contd...)

[Amount in Lakhs]

Sno.	Particulars	Period ended 30th September, 2026	Year ended 31st March, 2026
	NET CHANGE IN CASH AND CASH EQUIVALENTS [A+B+C]	(76.28)	(1,648.76)
	Cash and cash equivalents at the beginning of the year	801.88	2,450.64
	Cash and cash equivalents at the end of the year	**725.60**	**801.88**
	Components of cash and cash equivalents as at the year end :		
	Balance with Banks in Current Accounts	708.34	104.82
	Cash on Hand	12.08	14.41
	Fixed Deposits maturity with less than 3 months	5.18	682.64
	Cash and cash equivalents at the end of the year	**725.60**	**801.88**

For and on behalf of the Board of Directors of
Texmo Pipes and Products Ltd.

Texmo Pipes & Products Ltd. Burhanpur

Vijay Prasad Pappu
Whole Time Director & Chief Financial Officer
DIN - 02066748

Burhanpur, November 13th, 2026

CA INDIA

M/s. Anil Kamal Garg & Company

CHARTERED ACCOUNTANTS

"Kamal Kripa", 97, Jaora Compound, Indore - 452 001 (M.P.)
Phone : 0731-2700940, 2704354

Independent Auditors' Limited Review Report on Quarterly and Half Yearly Unaudited Consolidated Financial Results of Texmo Pipes and Products Limited under Regulation 33 of the SEBI (Listing Obligations and Disclosure Requirements) Regulations, 2015, as amended

To
The Board of Directors of
TEXMO PIPES AND PRODUCTS LIMITED

[1] We have reviewed the accompanying Statement of unaudited consolidated financial results of **Texmo Pipes and Products Limited** ("the Parent") and its subsidiaries (the Parent and its subsidiaries together referred to as "the Group") for the quarter ended 30th September, 2026 and year to date results for the period from 1st April, 2026 to 30th September, 2026 ("the Statement"), being submitted by the Parent pursuant to the requirements of Regulation 33 of the SEBI (Listing Obligations and Disclosure Requirements) Regulations, 2015, as amended ("the Listing Regulations").

[2] This Statement which is the responsibility of the Parent's Management and approved by the Parent's Board of Directors, has been prepared in accordance with the recognition and measurement principles laid down in the Indian Accounting Standard 34 "Interim Financial Reporting" ("Ind AS 34"), prescribed under section 133 of the Companies Act, 2013, as amended, read with relevant rules thereunder and other accounting principles generally accepted in India. Our responsibility is to express a conclusion on the Statement based on our review.

[3] We conducted our review of the Statement in accordance with the Standard on Review Engagements (SRE) 2410, *"Review of Interim Financial Information Performed by the Independent Auditor of the Entity"*, issued by the Institute of Chartered Accountants of India. This Standard requires that we plan and perform the review to obtain moderate assurance as to whether the Statement is free of material misstatement. A review is limited primarily to inquiries of Company personnel and analytical procedures applied to financial data and thus provides less assurance than an audit. We have not performed an audit and accordingly, we do not express an audit opinion.

ANIL KAMAL GARG & CO. INDORE CHARTERED ACCOUNTANTS

Contd.. 2

We also performed procedures in accordance with the Circular issued by the Securities and Exchange Board of India under regulation 33(8) of the SEBI (listing Obligations and Disclosure Requirements) Regulations, 2015 as amended, to the extent applicable.

[4] The Statement includes the results of the following entities:

Parent Company:

Texmo Pipes and Products Limited

Subsidiary Companies:

1. **Tapti Pipes & Products Ltd. FZE, U.A.E.**
2. **Shree Venkatesh Polymers Private Limited**
3. **Shree Venkatesh Industries Private Limited**

[5] Based on our review conducted and procedures performed as stated in paragraph 3 above and based on the consideration of the review reports of the other auditors referred to in paragraph 6 below, nothing has come to our attention that causes us to believe that the accompanying Statement, prepared in accordance with the recognition and measurement principles laid down in the aforesaid Indian Accounting Standard ("Ind AS") specified under section 133 of the Companies Act, 2013 as amended, read with relevant rules issued thereunder and other accounting principles generally accepted in India, has not disclosed the information required to be disclosed in terms of the Listing Regulations, including the manner in which it is to be disclosed, or that it contains any material misstatement.

[6] We did not review the interim unaudited financial results/information of the one subsidiary included in the consolidated unaudited financial results, whose interim financial results/information reflect total revenues of Rs. Nil, total net loss after tax of Rs. Nil and total comprehensive income of Rs. Nil, for the half year ended 30th September 2026, as considered in the consolidated unaudited financial results. One of the subsidiaries is located outside India whose financial results and other financial information has been prepared in accordance with accounting principles generally accepted in its country. The Parent's management has converted the financial results of subsidiary located outside India from accounting principles generally accepted in its country to accounting principles generally accepted in India.

Contd.. 3

T.N. KAMDAR & CO. INDORE CHARTERED ACCOUNTANTS

The interim financial results/information of the subsidiaries has not been reviewed by their auditors and has been provided to us by the Management. We consider the interim unaudited financial results/information of the subsidiaries as certified by the management. Our conclusion on the statement is not modified in respect of the above matter.

For: Anil Kamal Garg & Company
Chartered Accountants
Firm Registration No. 004186C



(Devendra Bansal)
Partner
Membership No. 078057
ICAI UDIN: **26078057GYQNNF5147**

Place: Indore
Dated: November 13th, 2026